

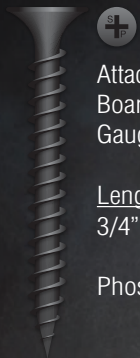
-STRONG-POINT- **Drywall**™

STRONG-POINT®

Gypsum Board, Track, Clip, K-Lath and Trim Screws

Attach gypsum board to wood or steel in drywall applications with confidence, using **Professional-Grade** drywall screws

Bugle Head Fine Thread

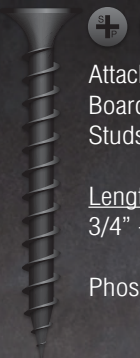


Attaches Gypsum Board to Light Gauge Steel

Lengths
3/4" - 6"

Phosphate Coated

Bugle Head Coarse Thread

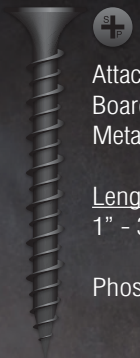


Attaches Gypsum Board to Wood Studs

Lengths
3/4" - 6"

Phosphate Coated

Bugle Head Hi-Low Thread

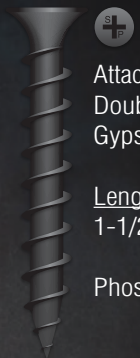


Attaches Gypsum Board to Wood or Metal Studs

Lengths
1" - 3"

Phosphate Coated

Bugle Head Laminating Screw

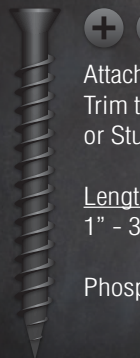


Attaches Double-Layer Gypsum Board

Length
1-1/2"

Phosphate Coated

Trim Head Sharp Point



Attaches Wood Trim to Drywall or Studs

Lengths
1" - 3"

Phosphate Coated

Pan Head Framing Screw



Attaches 20 Gauge Metal Track to 20 Gauge Metal Studs

Length
7/16"

Phosphate Coated

Pancake Head



Attaches Panel Clips to Wood

Lengths
1" - 1-1/2"

Zinc Plated,
Strong-Shield
Coated

Modified Truss (R/W) Head



Attaches Wire Lath to Wood or Light Gauge Metal

Lengths
1/2" - 3"

Zinc Plated
or Black Oxide



6608 Brittmoore Road, #100
Houston, TX 77041

713-462-8882 Ph • 713-462-8883 Fax
sales@fastmasterinc.com • www.fastmasterinc.com

Phillips Bugle Head, Fine Thread, Phosphate Coating



- Meets ASTM A 510 for carbon steel manufacturing
- Meets ASTM C 1002 for attaching gypsum board to steel studs
- Type 'S' point for fastening gypsum to light gauge steel

Material Application

Attaches gypsum board to light gauge steel.

Size	Bulk Part No	Bulk Qty	Lbs*	5lb Part No	5lb Qty	1lb Part No	1lb Qty
6 x 3/4	606	15M	38	606V	2,000	606I	400
6 x 1	610	10M	30	610V	1,500	610I	300
6 x 1-1/8	611	10M	33	611V	1,500	611I	300
6 x 1-1/4	614	8M	28	614V	1,300	614I	250
6 x 1-1/2	612	6M	23	612V	1,000	612I	200
6 x 1-5/8	615	5M	22	615V	1,000	615I	200
6 x 1-3/4	616	4M	20	616V	800	616I	160
6 x 2	620	3.5M	19	620V	700	620I	175
6 x 2-1/4	624	3M	18	624V	500	624I	125
7 x 2-1/2	722	2.5M	20	722V	500	722I	125
8 x 2-1/2	822	2.5M	22	822V	400	822I	100
8 x 3	830	2M	21	830V	400	830I	100

Phillips Bugle Head, Fine Thread, Phosphate Coating



- Meets ASTM A 510 for carbon steel manufacturing
- Meets ASTM C 1002 for attaching gypsum board to steel studs
- Type 'S' point for fastening gypsum to light gauge steel

Material Application

Attaches gypsum board, foam, insulation to light gauge steel.

Size	Bulk Part No	Bulk Qty	Lbs*	5lb Part No	5lb Qty	1lb Part No	1lb Qty
10 x 3-1/2	1031	1M	17	1031V	250	1031I	50
10 x 3-3/4	1033	.8M	15	1033V	250	1033I	50
10 x 4	1040	.8M	16	1040V	250	1040I	50
10 x 4-1/2	1041	.5M	12	1041V	200	1041I	40
10 x 5	1050	.5M	13	1050V	200	1050I	40
10 x 6	1060	.5M	15	1060V	125	N/A	N/A

Phillips Bugle Head, Hi-Low Thread, Phosphate Coating



- Meets ASTM A 510 for carbon steel manufacturing
- Meets ASTM C 1002 for attaching gypsum board to steel studs
- Type 'S' point for fastening gypsum to light gauge steel
- Used in gypsum board, plastic, & wood to metal applications

Material Application

Attaches gypsum board to wood or metal studs.

Size	Bulk Part No	Bulk Qty	Lbs*	5lb Part No	5lb Qty	1lb Part No	1lb Qty
6 x 1	610HL	10M	30	610HLV	1,500	610HLI	300
6 x 1-1/4	614HL	8M	30	614HLV	1,300	614HLI	250
6 x 1-5/8	615HL	5M	22	615HLV	1,000	615HLI	200
6 x 2	620HL	3.5M	19	620HLV	700	620HLI	175
6 x 2-1/4	624HL	3M	18	624HLV	500	624HLI	125
8 x 2-1/2	822HL	2.5M	22	822HLV	400	822HLI	100
8 x 3	830HL	2M	21	830HLV	400	830HLI	100

Phillips Bugle Head, Laminating Screw, Phosphate Coating



- Meets ASTM A 548 for carbon steel manufacturing

Material Application

Attaches double-layered gypsum board.

Size	Bulk Part No	Bulk Qty	Lbs*	5lb Part No	5lb Qty	1lb Part No	1lb Qty
10 x 1-1/2	LAM	5M	38	LAMV	625	LAMI	125

*Carton weights are approximate and may vary.

Note: 5lb. boxes sold 6 per case. 1lb. boxes sold 20 per case.

Phillips Bugle Head, Coarse Thread, Phosphate Coating



- Meets ASTM A 510 for carbon steel manufacturing
- Meets ASTM C 1002 for attaching gypsum board to wood studs

Material Application

Attaches gypsum board to wood studs.

Size	Bulk Part No	Bulk Qty	Lbs*	5lb Part No	5lb Qty	1lb Part No	1lb Qty
6 x 3/4	606C	15M	38	606CV	2,000	606CI	400
6 x 1	610C	10M	30	610CV	1,500	610CI	300
6 x 1-1/8	611C	10M	33	611CV	1,500	611CI	300
6 x 1-1/4	614C	8M	29	614CV	1,300	614CI	250
6 x 1-1/2	612C	6M	23	612CV	1,000	612CI	200
6 x 1-5/8	615C	5M	22	615CV	1,000	615CI	200
6 x 1-3/4	616C	4M	20	616CV	800	616CI	160
6 x 2	620C	3.5M	19	620CV	700	620CI	175
6 x 2-1/4	624C	3M	18	624CV	500	624CI	125
7 x 1-1/2	712C	6M	33	N/A	N/A	N/A	N/A
7 x 2	720C	3.5M	21	720CV	700	720CI	175
7 x 2-1/2	722C	2.5M	20	722CV	500	722CI	125
8 x 1-1/4	NEW! 814C	8M	39	814CV	1,000	814CI	200
8 x 1-1/2	NEW! 812C	6M	32	812CV	1,000	812CI	200
8 x 2	NEW! 820C	3.5M	25	820CV	700	820CI	140
8 x 2-1/2	822C	2.5M	22	822CV	400	822CI	100
8 x 3	830C	2M	21	830CV	400	830CI	100

Phillips Bugle Head, Coarse Thread, Phosphate Coating



- Meets ASTM A 510 for carbon steel manufacturing
- Meets ASTM C 1002 for attaching gypsum board to wood studs

Material Application

Attaches gypsum board, foam, insulation to wood.

Size	Bulk Part No	Bulk Qty	Lbs*	5lb Part No	5lb Qty	1lb Part No	1lb Qty
10 x 3-1/2	1031C	1M	17	1031CV	250	1031CI	50
10 x 3-3/4	1033C	.8M	15	1033CV	250	1033CI	50
10 x 4	1040C	.8M	16	1040CV	250	1040CI	50
10 x 4-1/2	1041C	.5M	12	1041CV	200	1041CI	40
10 x 5	1050C	.5M	13	1050CV	200	1050CI	40
10 x 6	1060C	.5M	15	1060CV	125	N/A	N/A

Square Drive Bugle Head, Coarse Thread, Phosphate Coating



- Meets ASTM A 510 for carbon steel manufacturing
- Meets ASTM C 1002 for attaching gypsum board to wood studs

Material Application

Attaches soft wood to wood studs.

Size	Bulk Part No	Bulk Qty	Lbs*	5lb Part No	5lb Qty	1lb Part No	1lb Qty
6 x 1-1/4	614QC	8M	28	614QCV	1,300	614QCI	250
6 x 1-5/8	615QC	5M	22	615QCV	1,000	615QCI	200
6 x 2	620QC	3.5M	20	620QCV	700	620QCI	175
7 x 2	720QC	3.5M	23	720QCV	700	720QCI	175
8 x 2-1/2	822QC	2.5M	22	822QCV	400	822QCI	100
8 x 3	830QC	2M	21	830QCV	400	830QCI	100

Phillips Pan Head Framing Screw, Phosphate Coating



- Meets ASTM A 510 for carbon steel manufacturing
- Meets ASTM C 1002 for type 'S' products
- Type 'S' point for fastening light gauge steel
- Serrations to prevent spin out

Material Application

Attaches 20 gauge metal track to 20 gauge metal studs.

Size	Bulk Part No	Bulk Qty	Lbs*	Gauge	5lb Part No	5lb Qty	1lb Part No	1lb Qty
6 x 7/16	6F	10M	25	20	6FV	2,000	6FI	400
7 x 7/16**	7F	10M	28	20	7FV	2,000	7FI	400

**w/Serrations

Phillips Trim Head, Sharp Point, Phosphate Coating



- Meets ASTM A 548 for carbon steel manufacturing
- Used in wood finishing applications

Material Application

Attaches wood trim to drywall or studs.

Size	Bulk Part No	Bulk Qty	Lbs*	5lb Part No	5lb Qty	1lb Part No	1lb Qty
6 x 1-5/8	1PT	5M	20	1PTV	1,200	1PTI	240
6 x 2-1/4	2PT	3M	17	2PTV	750	2PTI	150

Square Drive Trim Head, Sharp Point, Phosphate Coating




- Meets ASTM A 548 for carbon steel manufacturing
- Used in wood finishing applications

Material Application

Attaches wood trim to drywall or studs.

Size	Bulk Part No	Bulk Qty	Lbs*	5lb Part No	5lb Qty	1lb Part No	1lb Qty
6 x 1	0QT	10M	26	0QTV	2,000	0QTI	400
6 x 1-5/8	1QT	5M	20	1QTV	1,200	1QTI	250
6 x 2-1/4	2QT	3M	17	2QTV	750	2QTI	150
8 x 3	3QT	2M	20	3QTV	500	3QTI	100

Phillips Pancake Head, Zinc Plated




- Meets ASTM A 510 for carbon steel manufacturing
- Zinc plating meets ASTM B 633 for electrodeposited zinc coatings
- Multipurpose sheet metal screw

Material Application

Attaches panel clips to wood.

Size	Bulk Part No	Bulk Qty	Lbs*	5lb Part No	5lb Qty	1lb Part No	1lb Qty
10-12 x 1	108PC	5M	34	108PCV	625	108PCI	125
10-12 x 1-1/2	112PC	3M	28	112PCV	500	112PCI	100

Phillips Pancake Head, Strong-Shield Coated



- Multipurpose sheet metal screw
- Meets ASTM A 510 for carbon steel
- Exceeds 1,000/hr. salt spray resistance
- Rust/Acid Rain Protection
- ACQ Compatible



Material Application

Attaches panel clips to wood.

Size	Bulk Part No	Bulk Qty	Lbs*	5lb Part No	5lb Qty	1lb Part No	1lb Qty
10-12 x 1	108PCC	5M	34	108PCCV	625	108PCCI	125
10-12 x 1-1/2	112PCC	3M	28	112PCCV	500	112PCCI	100

Phillips Modified Truss (R/W) Head, K-Lath, Zinc Plated



- Meets ASTM A 510 for carbon steel manufacturing
- Multipurpose sheet metal screw for light to medium gauge applications
- Zinc plating meets ASTM B 633 for electrodeposited zinc coatings

Material Application

Attaches wire lath to wood or light gauge metal.

Size	Bulk Part No	Bulk Qty	Lbs*	Gauge	5lb Part No	5lb Qty	1lb Part No	1lb Qty
8 x 1/2	84MZ	10M	35	24 - 20	84MZV	1,250	84MZI	250
8 x 9/16	85MZ	10M	37	24 - 20	85MZV	1,250	85MZI	250
8 x 3/4	86MZ	8M	37	24 - 20	86MZV	1,000	86MZI	200
8 x 1	88MZ	5M	27	24 - 20	88MZV	900	88MZI	200
8 x 1-1/4	89MZ	5M	32	24 - 20	89MZV	700	89MZI	150
8 x 1-5/8	90MZ	4M	34	24 - 20	90MZV	600	90MZI	120
8 x 1-7/8	92MZ	2.5M	23	24 - 20	92MZV	500	92MZI	100
8 x 2-1/2	95MZ	2M	21	24 - 20	95MZV	400	95MZI	100
8 x 3	97MZ	1.5M	20	24 - 20	97MZV	400	97MZI	75

Phillips Modified Truss (R/W) Head, K-Lath, Black Oxide



- Meets ASTM A 510 for carbon steel manufacturing
- Multipurpose sheet metal screw for light to medium gauge applications

Material Application

Finishing screw for use when aesthetics are important.

Size	Bulk Part No	Bulk Qty	Lbs*	Gauge	5lb Part No	5lb Qty	1lb Part No	1lb Qty
8 x 9/16	85MB	10M	37	24 - 20	85MBV	1,250	85MBI	250
8 x 3/4	86MB	8M	37	24 - 20	86MBV	1,000	86MBI	200
8 x 1	88MB	5M	27	24 - 20	88MBV	900	88MBI	200
8 x 1-1/4	89MB	5M	32	24 - 20	89MBV	700	89MBI	150
8 x 1-5/8	90MB	4M	34	24 - 20	90MBV	600	90MBI	120

*Carton weights are approximate and may vary.

Note: 5lb. boxes sold 6 per case. 1lb. boxes sold 20 per case.